



It's real.

CITY OF SEGUIN

2022-23

PROPOSED BUDGET

GENERAL FUND

INCREASES IN REVENUE

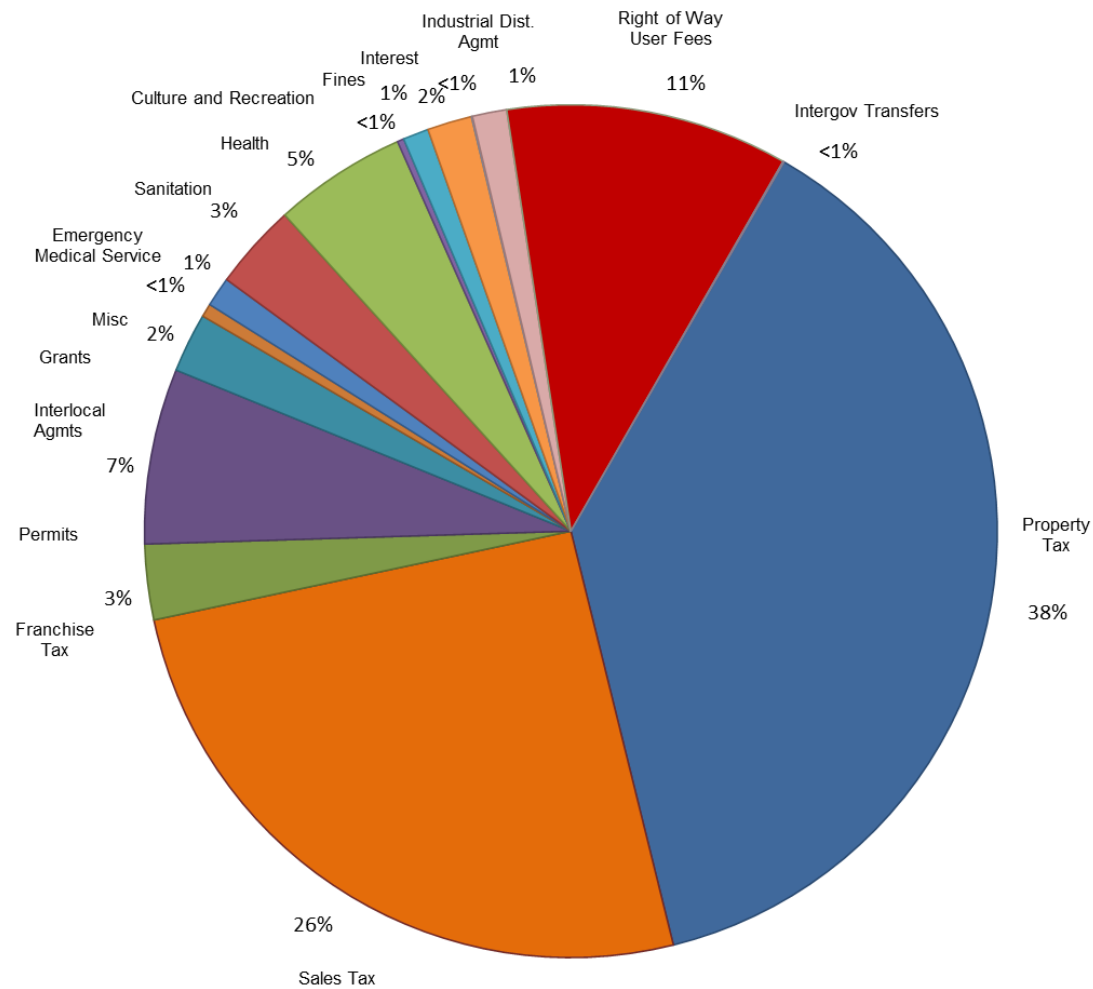
- Property Tax Revenue - \$2,246,826
 - Based upon increases in values, increase in debt service contribution and increase above NNR Rate
- Sales Tax - \$1,956,035
 - Based upon tax on residential and commercial growth

INCREASES IN REVENUE *(cont.)*

- Building Permit Fees - \$866,057
 - Based upon the increase in development throughout the City of Seguin
- ROW User Fees - \$298,652
 - Based upon increased electric, water and sewer revenues

REVENUE SUMMARY

GENERAL FUND



2022/2023 ANNUAL BUDGET

INCREASES IN EXPENDITURES

- Salaries and benefits - \$2,234,425
 - Includes a 5% COLA effective January 2023
 - Includes the addition of key positions
 - Increase in Health Insurance of 10%
- Transfers to Bldg./Inf. Fund - \$622,706
 - Establish a fund to provide for future purchases or construction of City buildings or to cover possible budget shortage on future projects

INCREASES IN EXPENDITURES *(cont.)*

- Transfers to General I&S Fund - \$403,540
 - Due to the increased debt payment from the issuance of the 2022 Certificates of Obligation Bonds and a full year of payments for the 2021 Certificates of Obligation Bonds
- Transfers to Economic Dev- \$326,005
 - Due to the increase in sales tax
- Indigent Health Care - \$157,920
 - Represents an 7.5% increase

PERSONNEL

- Capital Projects/Engineering
 - 2 Intern positions – GF \$8,412
 - Funded 50/50 General Fund/Utility Fund
 - Assist in collection of data from field surveys and help develop inventory for Phase I of ADA Transition plan
- Finance
 - Contract Coordinator – GF \$38,364
 - Funded 50/50 General Fund/Utility Fund
 - To centralize all vendor agreements, 380 agreements and reimbursement agreements

PERSONNEL *(continued)*

- Fire/EMS

- EMS/Training Officer - \$74,557
 - Funded April 1, 2023
 - Assist in the preparation and management of Fire Department's training needs
- Education Pay - \$31,131
 - Encourage employees to further their education
 - Assists in recruitment and retainment of employees
- 3 Future Firefighter/Paramedics - \$340,548
 - Assist in the need for future growth from additional fire stations
 - Lightens the impact on future budgets

PERSONNEL *(continued)*

- Information Technology
 - Upgrades – GF \$6,622
 - IT Technician to IT Senior Technician
 - IT Public Safety Specialist to IT Public Safety Administrator
 - GIS Intern – GF \$3,771
 - To assist GIS Manager
- Parks and Recreation
 - Recreation and Athletics Supervisor - \$82,386
 - Start a robust recreation and athletics program
 - Upgrades - \$8,538
 - Crew Leader to Parks Maintenance Supervisor
 - Landscape Technician to Crew Leader

PERSONNEL *(continued)*

- Planning/Codes
 - Deputy Building Official - \$56,867
 - Funded April 1, 2023
 - To assist in continued residential and commercial growth
- Police Department
 - 3 Police Officers - \$143,259
 - Funded April 1, 2023
 - Increased call volume and territory
 - Part-time Telecommunications Operator - \$24,694
 - Will assist in shift coverages
 - Education Pay - \$43,498
 - Encourage employees to further their education
 - Assists in recruitment and retainment of employees

PERSONNEL *(continued)*

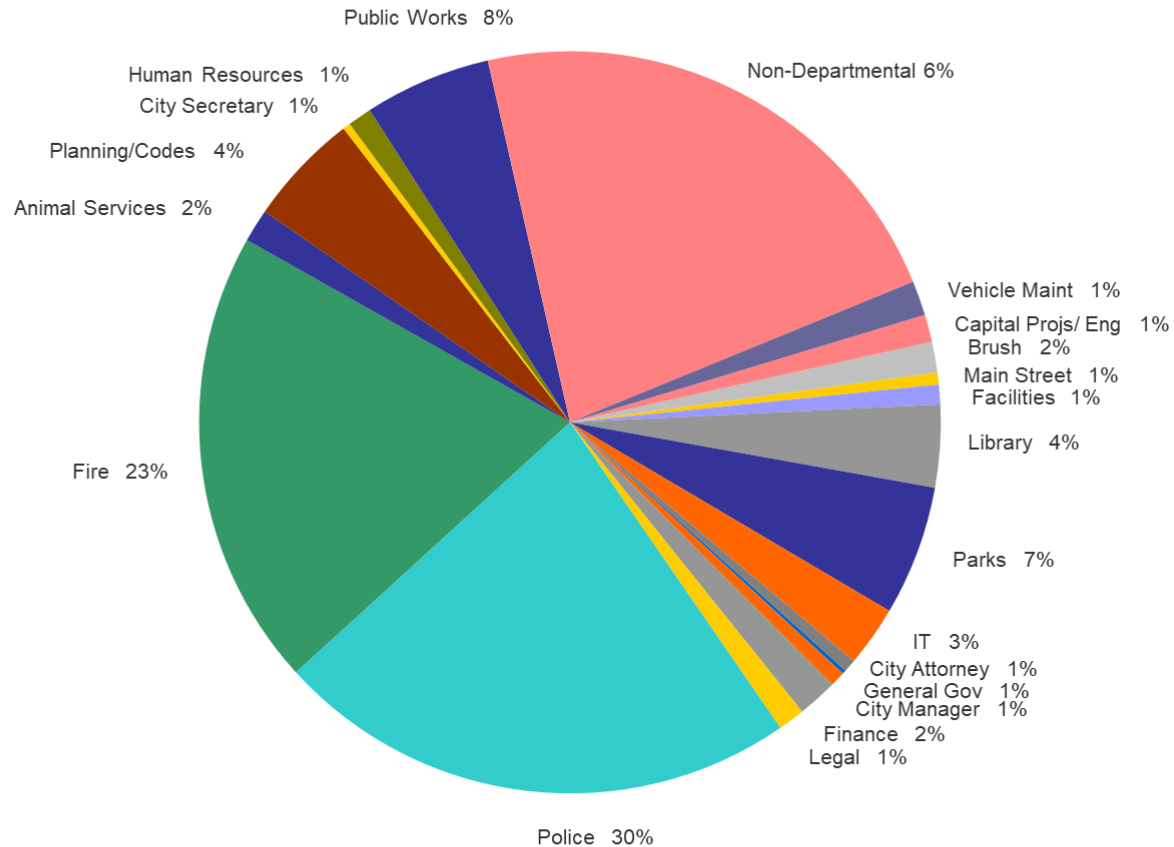
- Public Works
 - Equipment Operator II - \$57,327
 - Assigned to patch truck
 - Assist in repairing utility cuts and potholes
 - Right of Way Service Worker - \$52,724
 - Work ahead of ROW Operators picking up litter/debris and/or weedeating
- City Manager
 - PIO Intern – GF \$3,232
 - Assist PIO in disseminating information to the public
 - Assist with Citizen's Civic Academy

PERSONNEL *(continued)*

- City Attorney
 - Over hiring of City Attorney position and vacation payout – GF 44,278
 - Funded 50/50 General Fund/Utility Fund
 - Current City Attorney has announced his retirement
 - To assist in transition from one person to another
- Citywide
 - Certification pay – GF \$17,799

EXPENDITURE SUMMARY

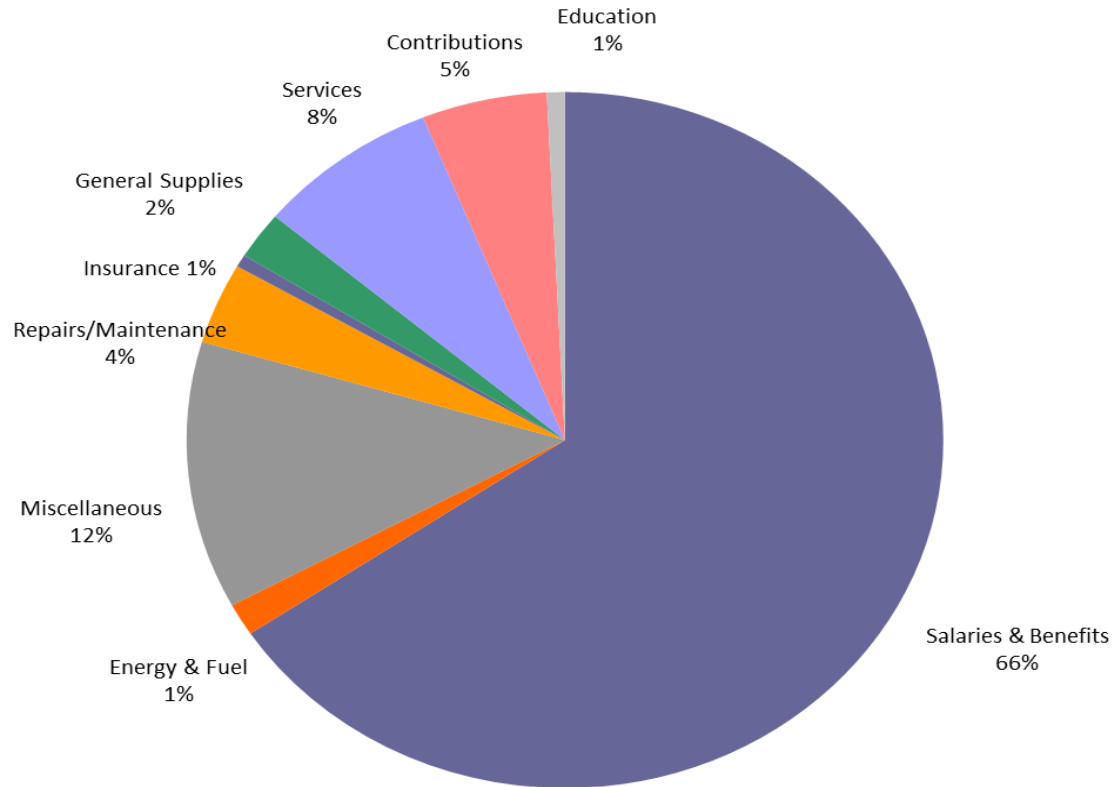
GENERAL FUND



BY DEPARTMENT

EXPENDITURE SUMMARY

GENERAL FUND



BY CATEGORY

2022/2023 ANNUAL BUDGET

GENERAL FUND CAPITAL EQUIPMENT *(pg 75-79)*

Priority	Fiscal Year	Department	Equipment	Estimated Cost	Approved Funding	Funding Source
1	2023	Various	Enterprise Leases	\$50,953	\$50,953	FY23
2		IT	Technology Items	\$118,830	\$118,830	FY23
3		Police	Police Equipment	\$25,000	\$25,000	FY23
4		Fire/EMS	Fire Equipment	\$25,000	\$25,000	FY23
5		Fire/EMS	Command Access Vehicle	\$150,000	\$150,000	FY23
6		Fire/EMS	2 Fire Engines (Year 1 of 7 lease purchase)	\$2,100,000	\$300,000	FY23
7		Fire/EMS	Mid-Size Pickup (Enterprise Lease add-ons)	\$15,000	\$15,000	FY23
8		Fire/EMS	Rescue Tools (E2 & E3)	\$82,000	\$82,000	FY23
9		Fire/EMS	Technical Rescue Equipment	\$50,000	\$50,000	FY23
10		Fire/EMS	Knox Box Secure Device	\$17,500	\$17,500	FY23
11		Public Works	Street Sweeper	\$300,000	\$300,000	FY23

GENERAL FUND CAPITAL EQUIPMENT *(cont'd) (pg 75-79)*

Priority	Fiscal Year	Department	Equipment	Estimated Cost	Approved Funding	Funding Source
12		Public Works	Tractor/Slope Mower	\$160,000	\$160,000	FY23
13		Vehicle Maint.	Diesel Laptop	\$20,000	\$10,000	FY23
					\$10,000	UF FY23
14		Police	Body Armor	\$16,800	\$8,400	FF
					\$8,400	Grant
15		Police	Tasers	\$8,568	\$8,568	FF
16		Main Street	Utility Vehicle with Sprayer	\$17,000	\$17,000	FY23
17		Golf	Golf Cart Lease	\$45,120	\$45,120	GCCP
18		Golf	Trimax Snake Mower Payment (Year 2 of 3)	\$12,923	\$8,923	GCCP
					\$4,000	Prior Yrs
19		Golf	Kubota Tractor (Year 3 of 3)	\$6,356	\$6,356	GCCP
20		Golf	Golf Equipment (Year 2 of 5)	\$79,117	\$79,117	GCCP

GENERAL FUND CAPITAL EQUIPMENT *(cont'd) (pg 75-79)*

Priority	Fiscal Year	Department	Equipment	Estimated Cost	Approved Funding	Funding Source
21		Golf	Golf Equipment (Year 1 of 5)	\$147,500	\$40,000	GCCP
22		Library	Automated Material Handling System	\$215,000	\$215,000	FY23
23		Parks	3/4 Ton Truck (2)	\$110,000	\$110,000	FY23
24		Parks	All-Terrain Vehicle	\$20,000	\$20,000	FY23
25		Parks	Drag Buggy	\$20,000	\$20,000	FY23
26		IT	Citywide security camera upgrades	\$58,000	\$26,250	FY23
					\$26,250	UF FY23
					\$5,500	MC SEC
27		IT	Citywide battery backup enhancements	\$36,044	\$18,022	FY23
					\$18,022	UF FY23
			FY23 Funding		\$1,730,555	
			Other Funding		\$268,656	
			TOTAL		\$1,999,211	

GENERAL FUND CAPITAL IMPROVEMENT PROJECTS (pg. 80-82)

	FY	Dept	Project	Projected Cost	Approved Funding	Funding Source
1	2023	Facilities	Maintenance and Operation Center Design	\$1,300,500	\$1,300,500	Bonds FY23
2		Facilities	Fire Station #2 & #3 Remove Carpet and install VCT	\$18,000	\$18,000	FY23
3		Facilities	Dance Pavillion-install insulation & roof membrane	\$100,000	\$100,000	FY23
4		Facilities	Coliseum-install new marquee sign	\$95,000	\$95,000	COL
5		Library	Power wash & restripe parking lot	\$10,000	\$10,000	LBF
6		IT	Citywide wireless infrastructure upgrade	\$31,150	\$13,450	FY23
					\$7,200	UF FY23
					\$10,500	COL
7		Facilities	PD Parking Lot Fence	\$620,522	\$218,988	PY
					\$401,534	Bonds FY23
8		Parks	Hike & Bike Trail Finish Out	\$350,000	\$350,000	PDF
9		Parks	Park Improvements and Upgrades	\$200,000	\$200,000	PDF
					\$131,450	FY23
					\$1,702,034	Bonds FY23
					\$891,688	Other
					\$2,725,172	

STREET/HIGHWAY DRAINAGE PROJECT *(pg. 83-84)*

FY	Project	Projected Cost	Approved Funding	Funding Source
2023	GLO Drainage Projects			
	Walnut Creek	\$8,600,000		
	North Guadalupe	\$8,300,000		
	Mays Creek	\$3,932,198		
	Heideke Street	\$10,481,786		
	Engineering	\$4,697,097		
	Grant Administration	\$2,160,665		
	Supplemental	\$1,927,518	\$1,927,518	Bonds FY23
	TOTAL	\$40,099,264	\$39,720,645	Grant
			\$378,619	Prior Yrs
	Rudeloff Road - Phase II (Huber East to SH123 at FM 20	\$14,316,994	\$9,600,000	MPO
			\$2,305,015	Bonds PY
			\$2,411,979	Bonds FY23
	Cordova (Highway 46 to SH123)	\$30,955,718	\$16,500,000	MPO
			\$5,000,000	County
			\$5,980,718	Bonds FY23
			\$3,475,000	Bonds FY24
	Rudeloff Road-Phase I (SH 46 to Huber)	\$13,916,615	\$6,114,525	MPO
			\$2,093,967	Bonds PY
			\$5,708,123	Bonds FY23

STREET/HIGHWAY DRAINAGE PROJECT *(cont'd) (pg. 83-84)*

FY	Project	Projected Cost	Approved Funding	Funding Source
	Stormwater Criteria Manual	\$230,000	\$130,000 \$100,000	ARPA SWDF
	Stratton, Jefferson, Guadalupe, Nelda Sidewalk	\$2,907,863	\$1,871,545 \$568,432 \$467,886	MPO Bonds FY23 Bonds FY25
	North Milam Street (College to Kingsbury)	\$8,324,598	\$6,324,598 \$2,000,000	Bonds PY Bonds FY23
	Rehab Streets (Zipper Projects)	\$800,000	\$800,000	Bonds FY23
	Chip Seal	\$278,160	\$278,160	Bonds FY23
	TOTAL	\$113,756,730		

PROPOSED 2023 CERTIFICATES OF OBLIGATION

Project	
Cordova (Highway 46 to SH123)	\$5,980,718
Rudeloff Road - Phase I (SH 46 to Huber)	\$5,708,123
Rudeloff Road - Phase II (Huber East to SH123 at FM 20)	\$2,411,979
Stratton, Jefferson, Guadalupe, Nelda Sidewalk	\$568,432
GLO Supplemental	\$1,927,518
North Milam Street (College to Kingsbury)	\$2,000,000
Street Rehabilitation (Zipper Projects)	\$800,000
Chip Seal	\$278,160
Maintenance & Operation Center Design	\$1,300,500
Police Parking Lot Fencing	<u>\$401,534</u>
Total Project Costs	\$21,376,964
Contingency Funds	<u>\$123,036</u>
Total Issue	<u><u>\$21,500,000</u></u>

TAX RATE INFORMATION

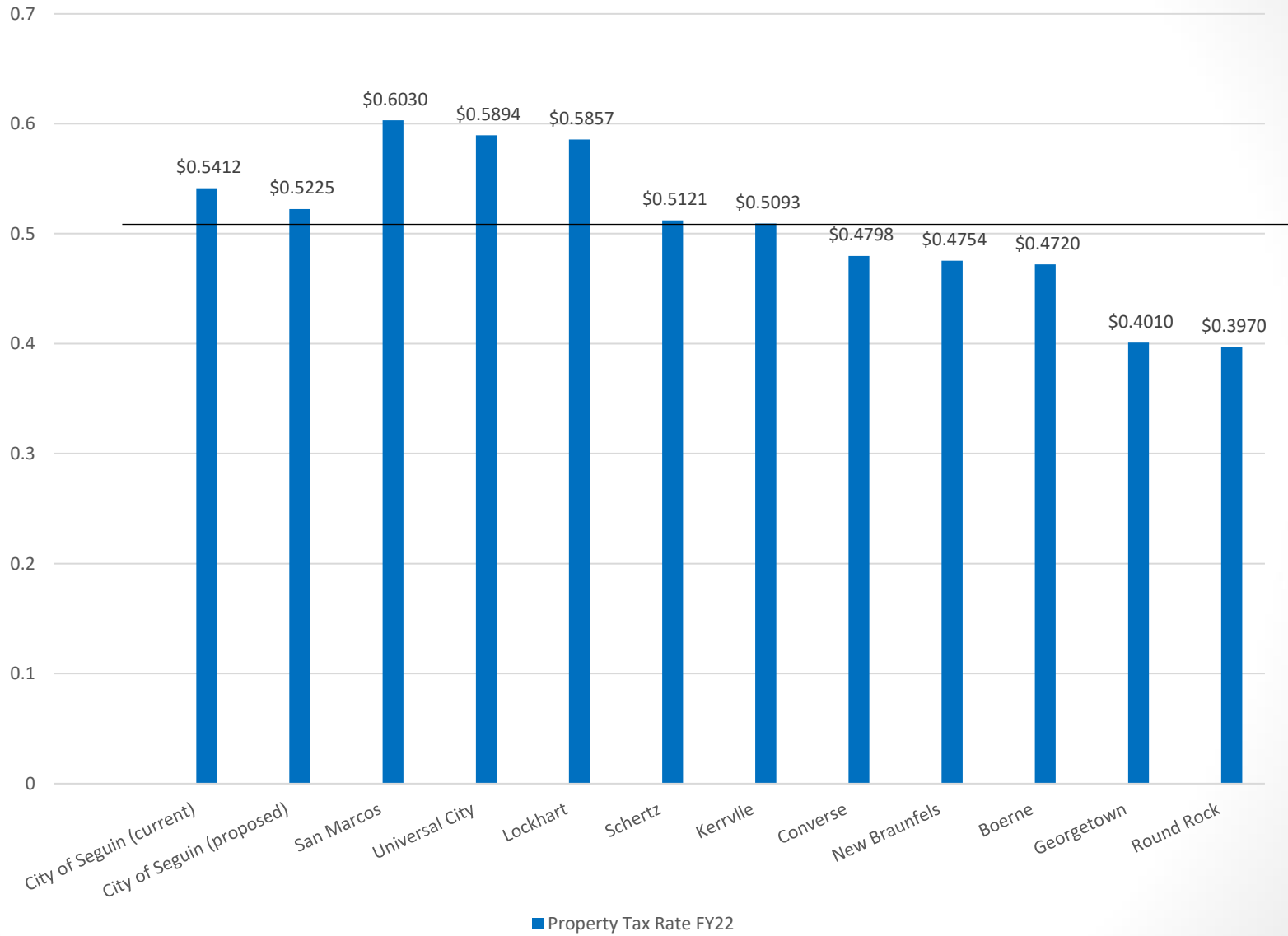
PROPERTY TAX RATE

- Property Tax Revenue increase - \$2,246,826
 - Increase in taxable values of \$371,213,443 or 13.2%
 - FY22 - \$2,809,268,272
 - FY23 - \$3,180,481,715
 - Average home in FY22 was \$192,334
 - Average home in FY23 is \$216,975
 - New property and new improvements - \$184,582,202
 - Still \$308,962,401 of values under protest
 - \$.01 of the tax rate represents \$288,980

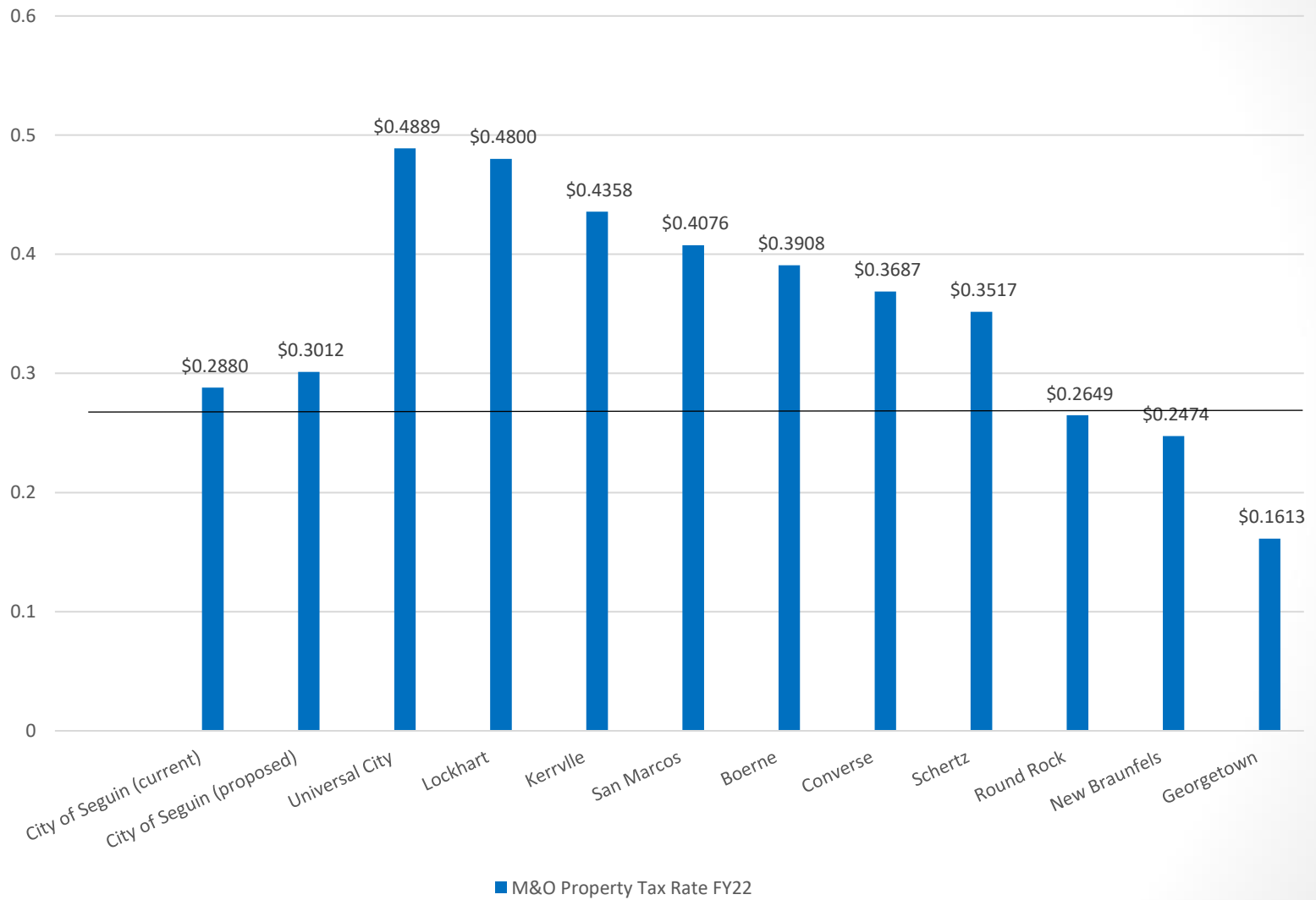
PROPERTY TAX RATE *(cont'd)*

- Property Tax Revenue increase
 - No new revenue (NNR) tax rate is \$.4774
 - Voter approval rate is \$.5230
 - Current tax rate is \$.5412
 - This has been the tax rate for 6 consecutive years
 - Recommending to decrease current tax rate by \$.0187 to \$.5225
 - On an average home value of \$216,975, the decrease would equate to \$40.57 per year

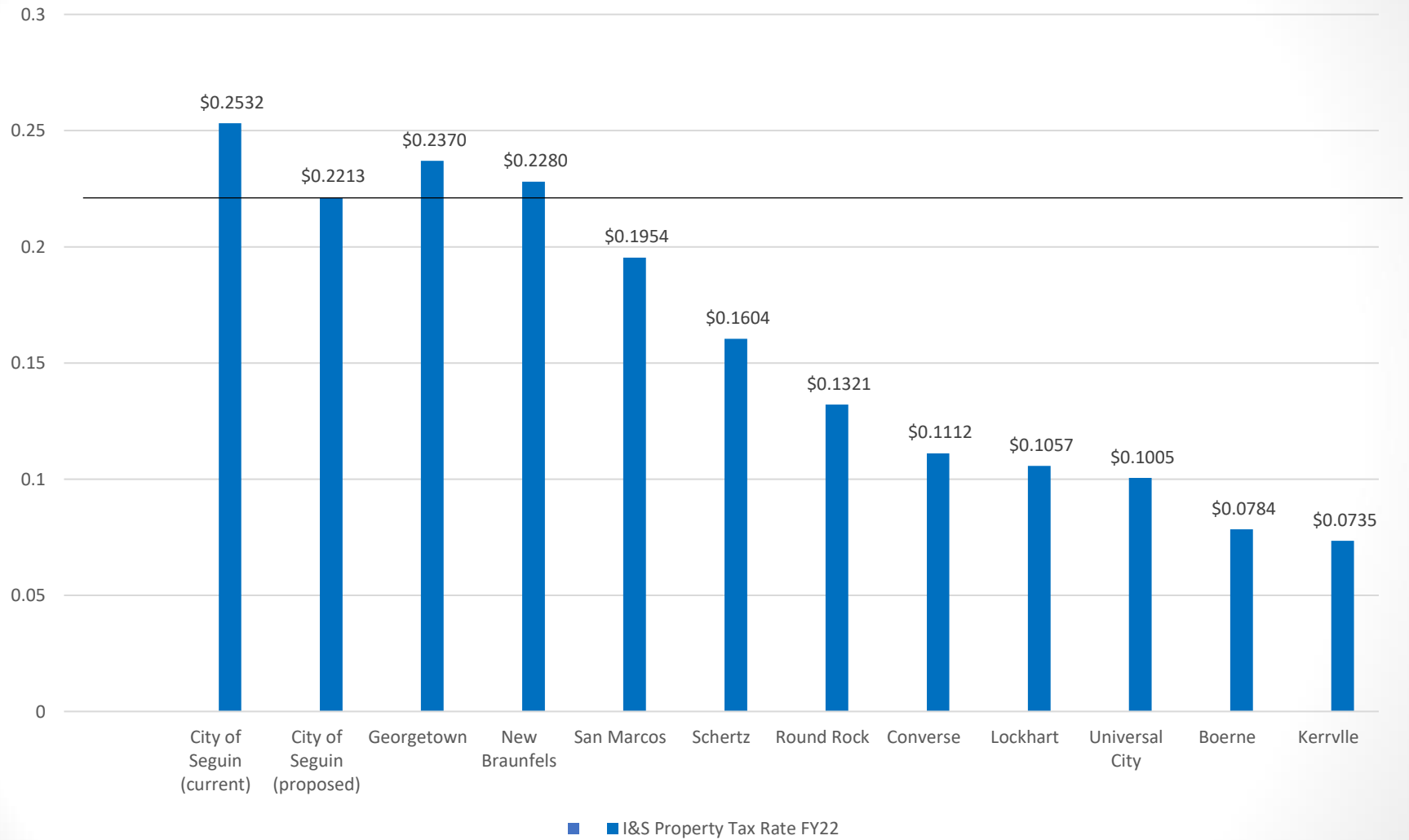
TOTAL TAX RATE COMPARISON



M&O TAX RATE COMPARISON



I&S TAX RATE COMPARISON

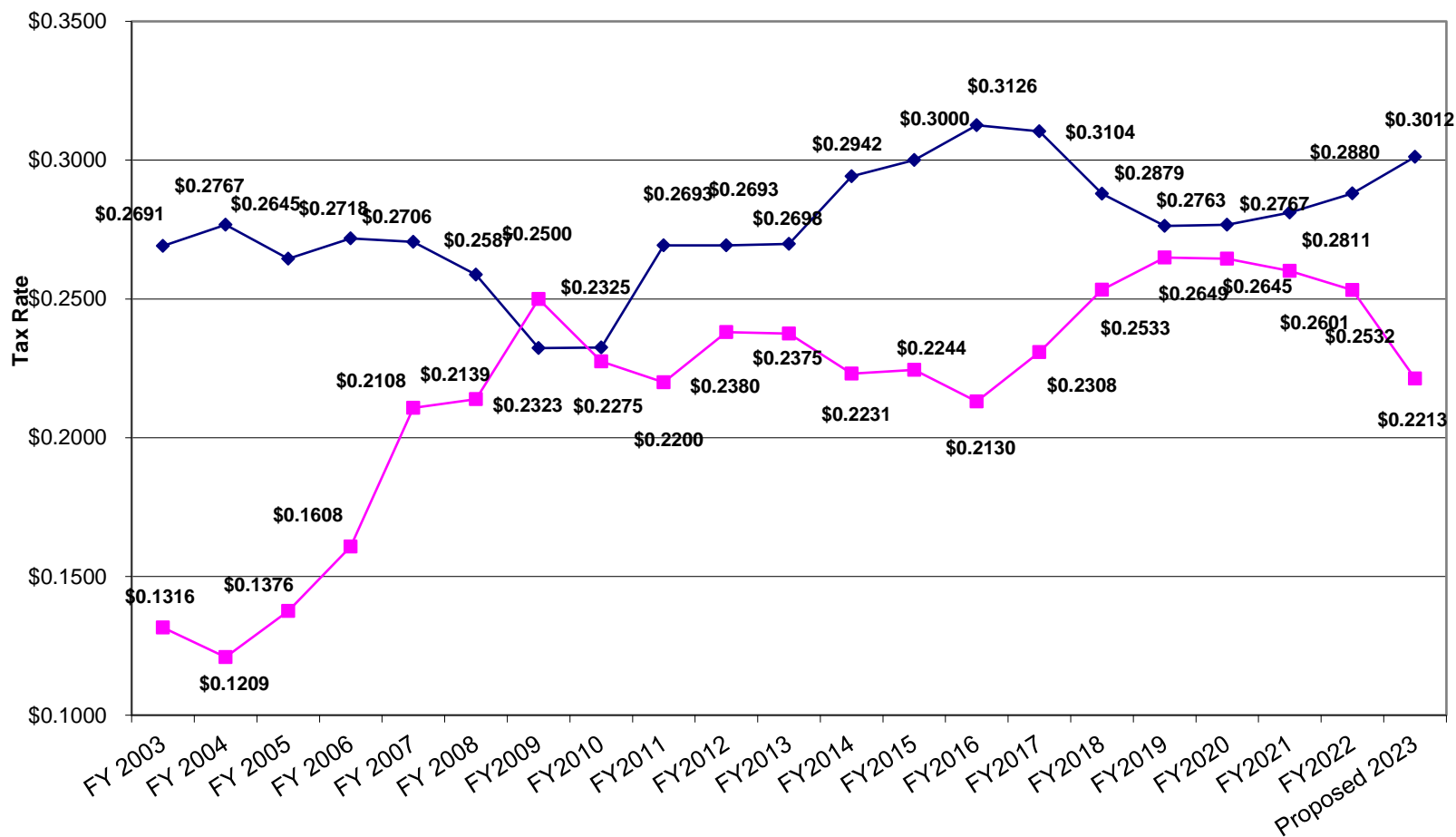


PROPERTY TAX RATE *(cont'd)*

- Additional public hearings/meetings and notices required
 - Public hearings/meetings
 - Vote to propose tax rate/Budget Workshop – August 16, 2022 at 5:30, City Council Chambers
 - Public hearing on tax rate – September 6, 2022 at 5:30, City Council Chambers
 - First reading on tax rate – September 20, 2022 at 5:30, City Council Chambers
 - Second reading on tax rate – September 27, 2022 at 5:30, City Council Chambers

<u>Fiscal Year</u>	<u>O & M</u>	<u>I & S</u>	<u>Total</u>	<u>Increase (Decrease)</u>	<u>% Increase (Decrease)</u>
2003	\$0.2691	\$0.1316	\$0.4007		
2004	\$0.2767	\$0.1209	\$0.3976	(0.0031)	-0.77%
2005	\$0.2645	\$0.1376	\$0.4021	0.0045	1.13%
2006	\$0.2718	\$0.1608	\$0.4326	0.0305	7.59%
2007	\$0.2706	\$0.2108	\$0.4814	0.0488	11.28%
2008	\$0.2587	\$0.2139	\$0.4726	(0.0088)	-1.83%
2009	\$0.2323	\$0.2500	\$0.4823	0.0097	2.05%
2010	\$0.2325	\$0.2275	\$0.4600	(0.0223)	-4.62%
2011	\$0.2693	\$0.2200	\$0.4893	0.0293	6.37%
2012	\$0.2693	\$0.2380	\$0.5073	0.0180	3.68%
2013	\$0.2698	\$0.2375	\$0.5073	-	0.00%
2014	\$0.2942	\$0.2231	\$0.5173	0.0100	1.97%
2015	\$0.3000	\$0.2244	\$0.5244	0.0071	1.37%
2016	\$0.3126	\$0.2130	\$0.5256	0.0012	0.23%
2017	\$0.3104	\$0.2308	\$0.5412	0.0156	2.97%
2018	\$0.2879	\$0.2533	\$0.5412	-	0.00%
2019	\$0.2763	\$0.2649	\$0.5412	-	0.00%
2020	\$0.2767	\$0.2645	\$0.5412	-	0.00%
2021	\$0.2811	\$0.2601	\$0.5412	-	0.00%
2022	\$0.2880	\$0.2532	\$0.5412	-	0.00%
Proposed 2023	\$0.3012	\$0.2213	\$0.5225	(0.0187)	-3.46%

TAX RATE COMPARISON

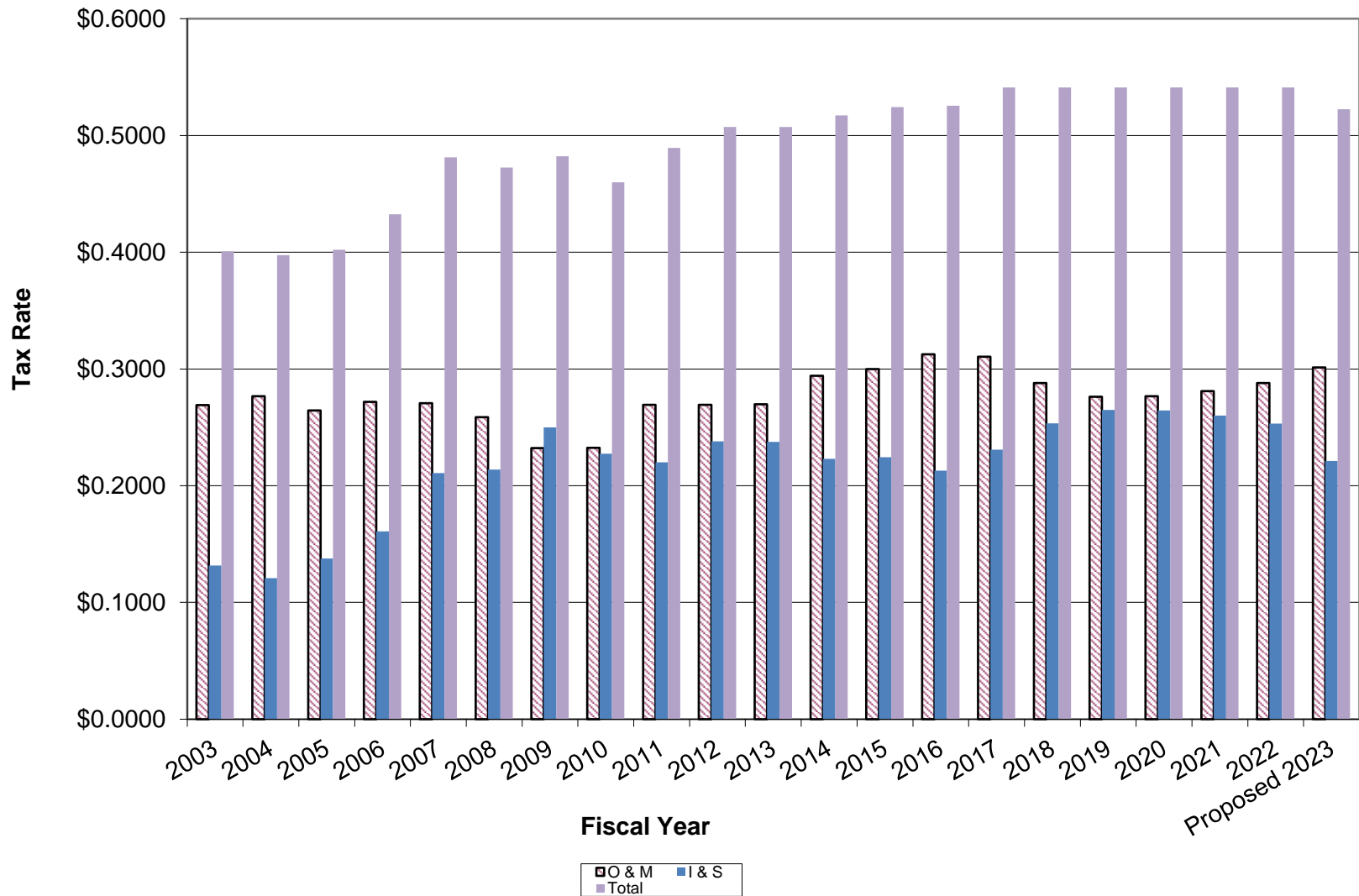


Fiscal Year

—◆— O & M Tax Rate

—■— Debt Service Tax Rate

Tax Rate Comparison



OCCUPANCY TAX CIVIC ORGANIZATIONS FUNDING

Organization	Actual FY2021	Budget FY2022	Requested FY 2023	FY2023 Funding
Seguin Conservation Society	\$0	\$11,150	\$17,000	\$9,500
Mid Texas Symphony	\$1,063	\$7,826	\$20,000	\$6,000
Teatro de Artes	\$5,500	\$16,500	\$25,000	\$15,000
Hispanic Chamber of Commerce	\$0	\$7,315	\$50,000	\$3,700
Seguin Heritage Museum	\$2,500	\$7,500	\$12,200	\$7,000
Guadalupe County Fair Association	\$0	\$24,875	\$53,285	\$17,000
Seguin LULAC Council #682	\$0	\$12,000	\$30,000	\$5,600
Seguin Art League	\$442	\$5,060	\$5,310	\$2,700
The Fields of Huber Ranch, LLC	\$17,157	\$52,157	\$135,000	\$40,000
TOTAL CIVIC ORGANIZATION REQUESTS	\$26,662	\$144,383	\$347,795	\$106,500

OCCUPANCY TAX CIVIC ORGANIZATIONS FUNDING (continued)

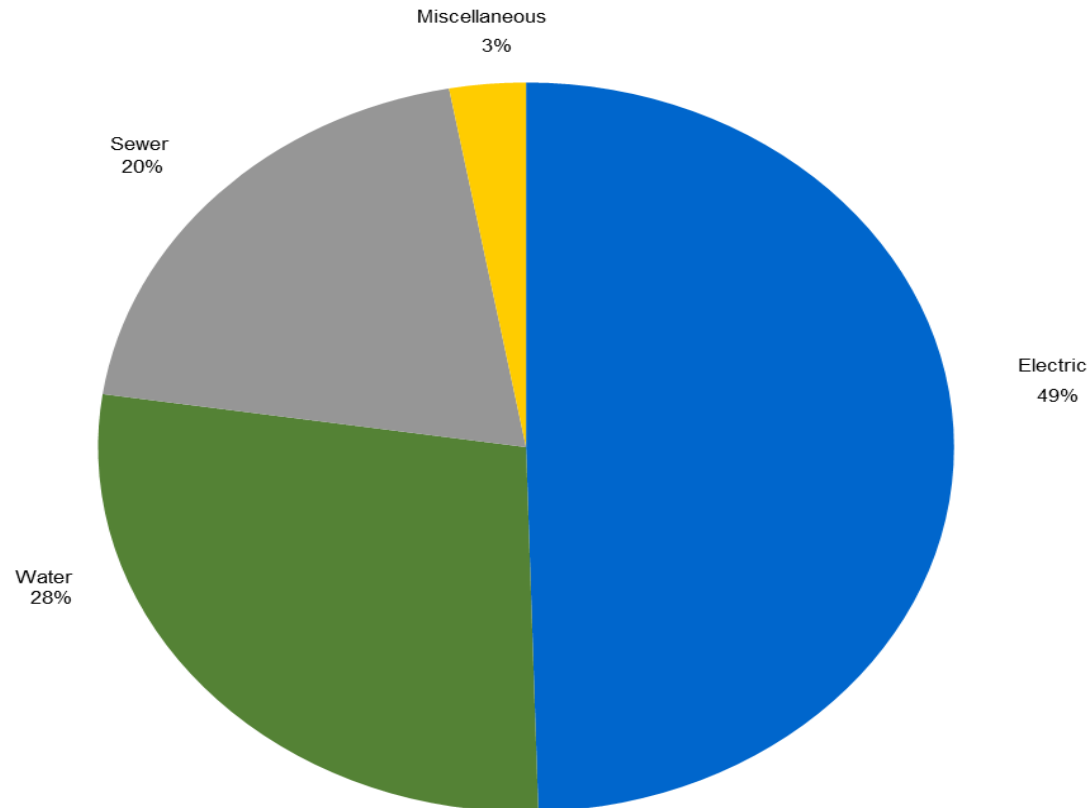
Organization	Actual FY2021	Budget FY2022	Requested FY 2023	FY2023 Funding
Coliseum	\$147,175	\$217,500	\$300,000	\$261,000
Seguin Area Convention and Visitors Bureau	\$228,375	\$382,500	51%	\$459,000
Sebastopol	\$53,882	\$74,995	\$73,500	\$79,869
Façade Restoration Grants	\$25,000	\$25,000	\$30,000	\$30,000
Seguin Events Complex	\$35,895	\$90,390	\$85,000	\$92,624
Seguin Commission on the Arts	\$0	\$0	\$15,000	\$15,000
TOTAL CITY FUNDING REQUESTS	\$ 490,327	\$ 790,385		\$937,493
Use of Fund Balance & Interest Earnings				(\$143,993)
Total	\$ 516,989	\$ 934,768	\$ 347,795	\$900,000

UTILITY FUND

INCREASES IN REVENUE

- Water Revenue - \$2,177,408
 - Based upon approved rate adjustments from the updated water rate study and increased consumption and an increase in the wholesale water contract with NBU
- Sewer Revenue - \$1,269,500
 - Based upon approved rate adjustments from the updated sewer rate study, increase in the number of customers and increase in consumption

REVENUE SUMMARY UTILITY FUND



2021/2022 ANNUAL BUDGET

INCREASES IN EXPENDITURES

- Salaries and Benefits - \$1,853,047
 - Includes a 5% COLA effective January 2023
 - Includes the addition of key positions
 - Increase in Health Insurance of 10%
- ROW User Fees - \$298,652
 - Based upon increased electric, water and sewer revenues
- Transfers to Utility Fund I&S - \$928,436
 - Due to increased debt payment from the issuance of TWDB Bonds and 2022 Certificates of Obligation Bonds

PERSONNEL

- Capital Projects/Engineering
 - Utilities Engineer - \$200,856
 - Guide in the development and implementation of projects that encompass water, wastewater and/or electric
 - 2 Intern positions – UF \$8,412
 - Funded 50/50 General Fund/Utility Fund
 - Assist in collection of data from field surveys and help develop inventory for Phase I of ADA Transition

PERSONNEL *(continued)*

- Finance
 - Contract Coordinator – UF \$38,364
 - Funded 50/50 General Fund/Utility Fund
 - To centralize all vendor agreements, 380 agreements and reimbursement agreements
- Information Technology
 - Upgrades – UF \$6,622
 - IT Technician to IT Senior Technician
 - IT Public Safety Specialist to IT Public Safety Administrator
 - GIS Intern – UF \$3,771
 - To assist GIS Manager

PERSONNEL *(continued)*

- Utilities Services
 - Utilities Dispatcher - \$19,798
 - Funded July 1, 2023
 - Assist current dispatcher in receiving information by email, phone and/or radio for issues with outages, water leaks, and sewer back-ups
 - Utility Locator - \$23,887
 - Funded July 1, 2023
 - Assist current locator in locating and marking all the City's underground electric, water and wastewater lines
 - Service Technician - \$22,410
 - Funded July 1, 2023
 - Assist current technician in meter connection and installation and readings and programming meters

PERSONNEL *(continued)*

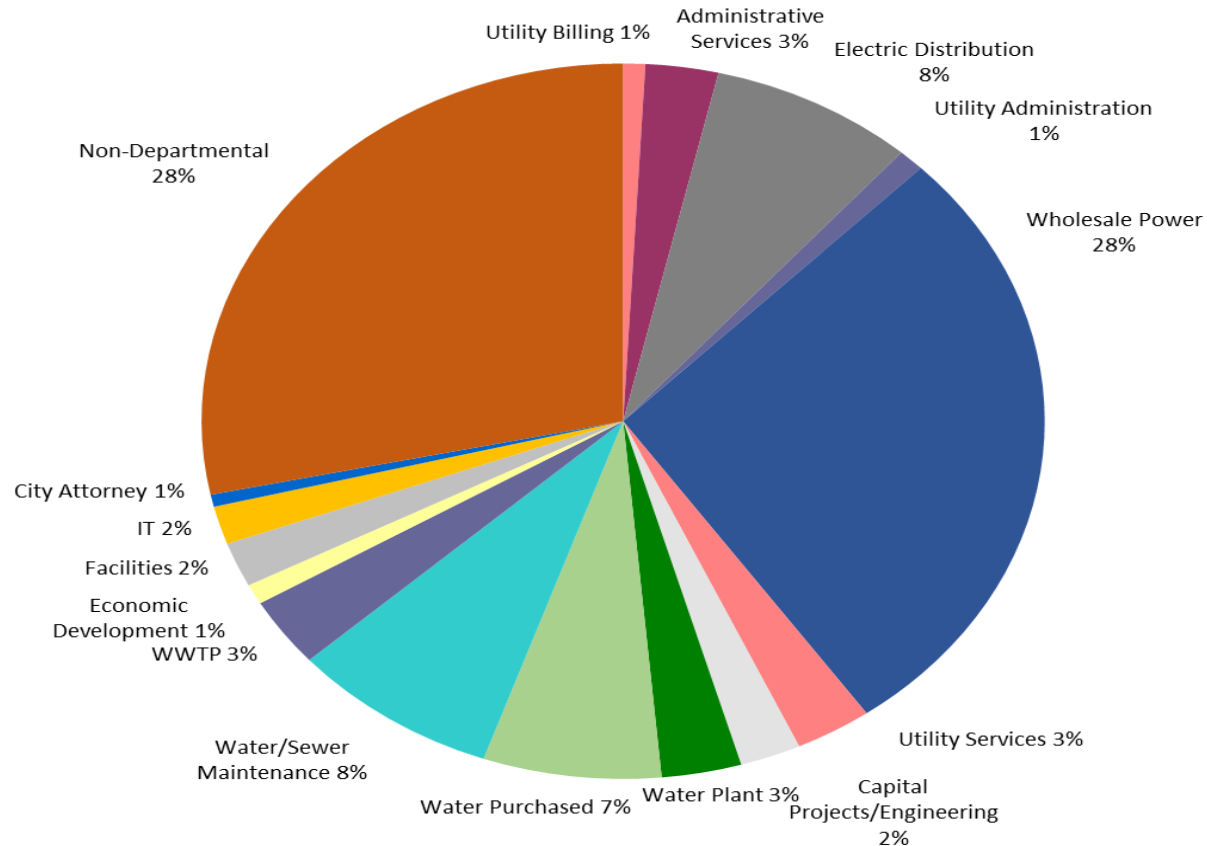
- Utilities Services (continued)
 - Utility Data Analyst - \$30,316
 - Funded July 1, 2023
 - Assist in current workload of Utility Application System Analyst
 - Assist in migrating data
 - Upgrade current Utility Data Analyst - \$15,340
- Utility Billing
 - Customer Service Representative - \$19,770
 - Funded July 1, 2023
 - Needed due to the continued customer growth and development

PERSONNEL *(continued)*

- City Attorney
 - Over hiring of City Attorney position and vacation payout – UF 44,278
 - Funded 50/50 General Fund/Utility Fund
 - Current City Attorney has announced his retirement
 - To assist in transition from one person to another
- City Manager
 - PIO Intern – UF \$3,232
 - Assist PIO in disseminating information to the public
 - Assist with Citizen's Civic Academy
- Citywide
 - Certification pay – UF \$1,705

EXPENDITURE SUMMARY

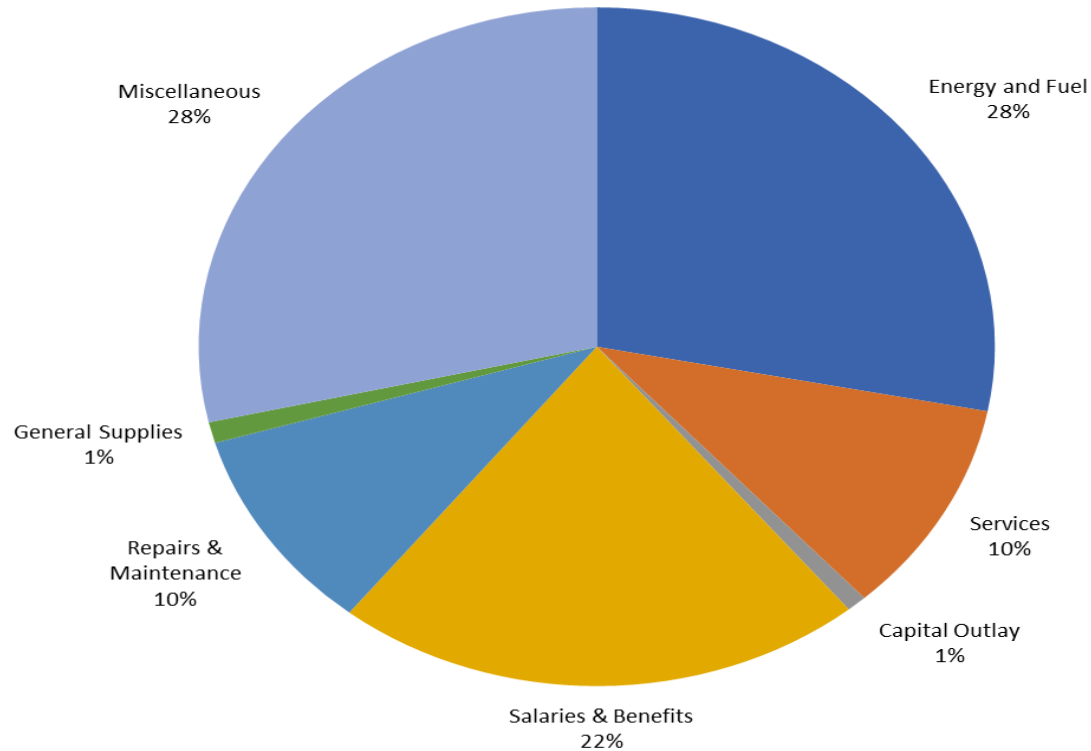
UTILITY FUND



BY DEPARTMENT
2022/2023 ANNUAL BUDGET

EXPENDITURE SUMMARY

UTILITY FUND



BY CATEGORY

2022/2023 ANNUAL BUDGET

UTILITY FUND CAPITAL EQUIPMENT *(pg 124-125)*

Priority	Fiscal Year	Area	Equipment	Estimated Cost	Approved Funding	Funding Source
1	2023	IT	Technology Items	\$76,480	\$76,480	FY23
2		Various	Enterprise Leases	\$72,596	\$72,596	FY23
3		W / WW Main.	12 - yd. dump truck	\$135,000	\$135,000	FY23
4		W/WW Main.	Mini Excavator	\$100,000	\$100,000	FY23
5		W/WW Main.	Vactor 2100i (Year 1 of 5)	\$85,000	\$85,000	FY23
6		W/WW Main.	Three (3) Generators for three (3) Lift Stations to provide emergency backup power	\$225,000	\$225,000	FY23
7		Electric	55 FT Bucket Truck	\$275,000	\$275,000	FY23
8		Electric	55 FT Bucket Truck	\$275,000	\$275,000	FY23
9		Electric	Digger Truck	\$290,000	\$290,000	FY23
10		Electric	Digger Truck	\$290,000	\$290,000	FY23

UTILITY FUND CAPITAL EQUIPMENT *(pg 124-125) (cont'd)*

Priority	Fiscal Year	Area	Equipment	Estimated Cost	Approved Funding	Funding Source
11		Electric	Goose Neck 32ft Model LY32	\$45,000	\$45,000	FY23
12		Electric	1/2 ton 4x4 pickup truck	\$45,000	\$45,000	FY23
13		Electric	1/2 ton 4x4 pickup truck	\$45,000	\$45,000	FY23
14		WP	Zero Turn replacement	\$20,000	\$20,000	FY23
15		Vehicle Maint.	Diesel Laptop	\$20,000	\$10,000	FY23
					\$10,000	GF FY23
15		IT	Citywide security camera upgrades	\$58,000	\$26,250	FY23
					\$26,250	GF FY23
					\$5,500	MC SEC
16			Citywide battery backup enhancements	\$36,044	\$18,022	FY23
					\$18,022	GF FY23
TOTAL				\$2,093,120	\$2,033,348	

UTILITY FUND MULTI-YEAR CAPITAL IMPROVEMENTS PLAN *(pg 126-129)*

Priority	Fiscal Year	Dept	Project	Projected Cost	Approved Funding	Funding Source
1	2023	Electric	Replace all Star meters and replace all Water MTUs -	\$300,000	\$300,000	FY23
2		Electric	Upgrade and relocate CS 80 Circuit from the Substation on College to Walnut	\$355,000	\$355,000	FY23
3		Electric	Construct new lines on Kingsbury West to Hidalgo and North and South	\$350,000	\$350,000	FY23
4		Electric	Circuit Ties Between Substations	\$250,000	\$250,000	FY23
5		Wastewater	River Oak / Tor Drive / Pecan Orchard Lift Station	\$37,000,000	\$37,000,000	Bonds FY23
6		Wastewater	Love's Force Main Relocation (Final Engineering + Land Acquisition / Construction)	\$3,250,000	\$3,250,000	Bonds FY23
7		Wastewater	Wastewater Asset Management	\$250,000	\$250,000	FY23
8		Wastewater	Repairs to existing wastewater infrastructure	\$500,000	\$500,000	FY23
9		Wastewater	Lift Station Upgrades and Compliance	\$100,000	\$100,000	FY23
10		Water	Surface Water / Ground Water Loop (Final Engineering + Land Acquisition)	\$2,000,000	\$2,000,000	Bonds FY23
11		Water	Surface Water / Ground Water Loop (Construction)	\$10,000,000	\$10,000,000	Bonds FY23

UTILITY FUND MULTI-YEAR CAPITAL IMPROVEMENTS PLAN *(pg 126-129) (cont'd)*

Priority	Fiscal Year	Dept	Project	Projected Cost	Approved Funding	Funding Source
12		Water	24" inch Transmission Main Vetter Booster to HWY 123 EST (Final Engineering, Permanent / Construction Easements, Permitting UPRR, Land Acquisition)	\$1,120,962	\$1,120,962	Bonds FY23
13		Water	24" inch Transmission Main Vetter Booster to HWY 123 EST	\$8,000,000	\$8,000,000	Bonds FY23
14		Water	24" / 16" Cedar St. Water Line	\$8,500,000	\$8,500,000	Bonds FY23
15		Water	SHWSC CCN TRANSFER Project S1 - Stempel Road Transmission Main Extension	\$5,500,000	\$5,500,000	Bonds FY23
16		Water	Huber Rd. Transmission Main Project S2	\$3,000,000	\$3,000,000	Bonds FY23
17		Water	Huber Rd. Water Line Expansion Project S4	\$2,000,000	\$2,000,000	Bonds FY23
18		Water	SH46 Water Line Expansion Project S3	\$4,100,000	\$4,100,000	Bonds FY23
19		Water	High Service Pump Station	\$1,500,000	\$1,500,000	Bonds FY23
20		Water	Western Booster Station	\$13,000,000	\$13,000,000	Bonds FY23

UTILITY FUND MULTI-YEAR CAPITAL IMPROVEMENTS PLAN *(pg 126-129) (cont'd)*

Priority	Fiscal Year	Dept	Project	Projected Cost	Approved Funding	Funding Source
21		Water	Service / Maintenance for 9 potable water storage facilities.	\$199,500	\$199,500	FY23
22		Water	Detailed Water Supply Masterplan	\$200,000	\$200,000	FY23
23		Water	Repairs to existing water infrastructure	\$500,000	\$500,000	FY23
24		Misc	Business Improvement Grant	\$150,000	\$150,000	FY23
25		Misc	Property Maintenance	\$127,083	\$127,083	Lease Revenue
26		IT	Citywide wireless infrastructure upgrade	\$31,150	\$13,450	FY23
					\$7,200	GF FY23
					\$10,500	COL
			Water Bonds Total	\$58,720,962		
			Wastewater Bonds Total	\$40,250,000		
			Total Bonds	\$98,970,962		
			FY23 and LR	\$3,295,033		
			2023 TOTAL	\$102,265,995		

PROPOSED 2023 UTILITY REVENUE BONDS

Project

River Oak / Tor Drive / Pecan Orchard Lift Station	\$37,000,000
Love's Force Main Relocation (Final Engineering + Land Acquisition / Construction)	\$3,250,000
Surface Water / Ground Water Loop (Final Engineering + Land Acquisition)	\$2,000,000
Surface Water / Ground Water Loop (Construction)	\$10,000,000
24" inch Transmission Main Vetter Booster to HWY 123 EST	\$1,120,962
24" inch Transmission Main Vetter Booster to HWY 123 EST	\$8,000,000
24" / 16" Cedar St. Water Line	\$8,500,000
SHWSC CCN TRANSFER Project S1	\$5,500,000
Huber Rd. Transmission Main Project S2	\$3,000,000
Huber Rd. Water Line Expansion Project S4	\$2,000,000
SH46 Water Line Expansion Project S3	\$4,100,000
High Service Pump Station Expansion	\$1,500,000
Western Booster Station	<u>\$13,000,000</u>
Total Project Costs	<u><u>\$98,970,962</u></u>

Changes to General Fund Budget

Increase in Indigent Health Care	\$ 162,306
Reduction in FY22 Indigent Health Care (Use of FB)	\$ (162,306)
Increase in Mayor/City Council Salaries and Benefits	\$ 53,558
Increase in Library Salaries and Benefits	\$ 40,753
Increase for Dues, Tuition and Supplies for Real Estate Manager	\$ 1,175
Increase in Professional Services Finance	\$ 25,000
Quiet Zone Study	\$ 50,000
Reduce Transfers to Building/Infrastructure Fund	\$ (170,486)

Changes to Utility Fund Budget

Increase for Dues, Tuition and Supplies for Real Estate Manager	\$ 1,175
Increase Interest Revenue	\$ (1,175)

Changes to Park Development Fund Budget

Reduce Improvements other than Buildings (including in FY22 amendment)	\$ (350,000)
--	--------------