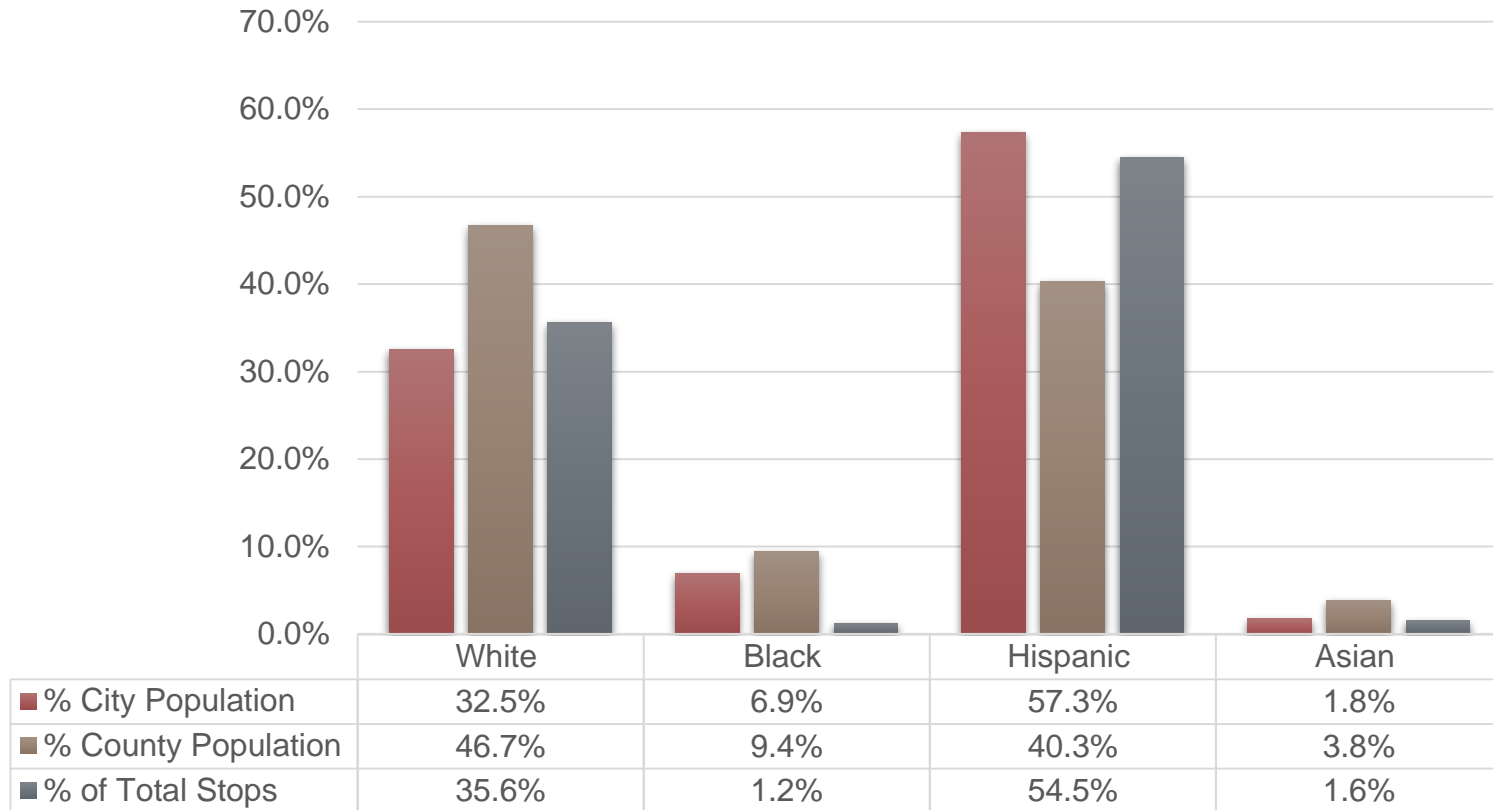


SEGUIN POLICE DEPARTMENT 2025 RACIAL PROFILING REPORT

Presented by Chief Jason P. Brady



PERCENTAGE OF MOTOR VEHICLE STOPS IN COMPARISON TO BENCHMARKS



JULY 1, 2024 (V2024) UNITED
STATES CENSUS DATA

TRAFFIC STOPS AND OUTCOMES BY RACE/ETHNICITY

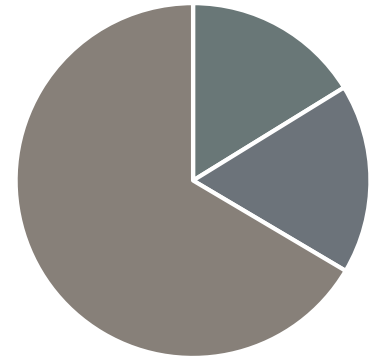
Stop Table	White	Black	Hispanic/Latino	Asian/Pacific Islander	Alaska Native/American Indian	Total
Numb er of Stops	4,500	1,058	6,889	150	46	12,643
GENDER						
Female	1,948	385	2,676	56	6	5,071
Male	2,552	673	4,213	94	40	7,572

40.10% Female 59.89% Male

TRAFFIC STOPS AND OUTCOMES BY RACE/ETHNICITY

Stop Table	White	Black	Hispanic/Latino	Asian/Pacific Islander	Alaska Native/American Indian	Total
Number of Stops	4,500	1,058	6,889	150	46	12,643
REASON FOR STOP						
Violation of Law	34	12	50	2	1	99
Pre-existing Knowledge	16	3	41	2	0	62
Moving Traffic Violation	3,273	696	4,523	117	34	8,643
Vehicle Traffic Violation	1,177	347	2,275	29	11	3,839

TRAFFIC STOPS AND OUTCOMES BY RACE/ETHNICITY



**185 Total
Arrests**

■ White 16% ■ Black 17%
■ Hispanic 66% ■ Asian 0%

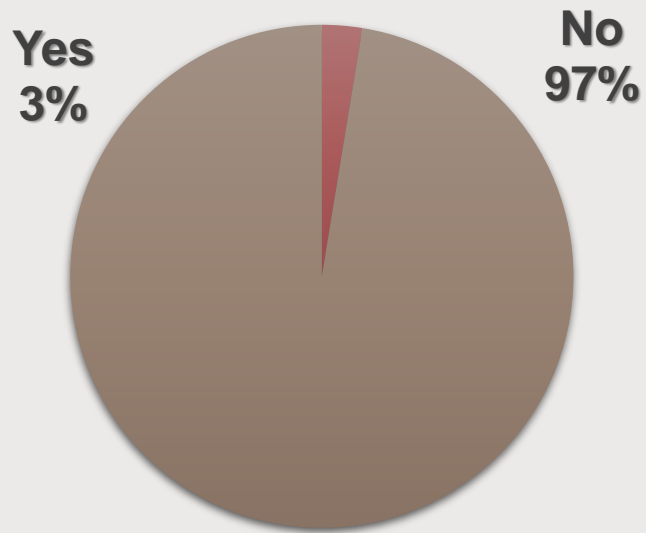
Stop Table	White	Black	Hispanic/Latino	Asian/Pacific Islander	Alaska Native/American Indian	Total
Number of Stops	4,500	1,058	6,889	150	46	12,643
RESULT OF STOP						
Verbal Warning	223	70	509	5	3	810
Written Warning	2,793	655	4,272	77	18	7,815
Citation	1,454	301	1,985	68	25	3,833
Written Warning and Arrest	15	14	55	0	0	84
Citation and Arrest	4	7	24	0	0	35
Arrest	11	11	44	0	0	66

TRAFFIC STOPS AND OUTCOMES BY RACE/ETHNICITY

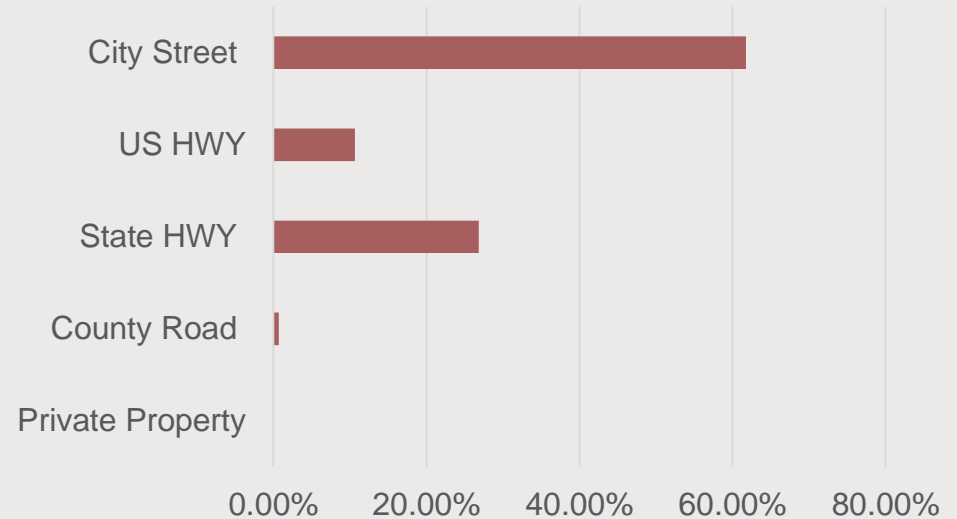
Stop Table	White	Black	Hispanic/Latino	Asian/Pacific Islander	Alaska Native/American Indian	Total
Numb er of Stops	4,500	1,058	6,889	150	46	12,643
ARREST BASED ON						
Violation of Penal Code	20	25	76	0	0	121
Violation of Traffic Law	2	0	8	0	0	10
Violation of City Ordinance	0	0	0	0	0	0
Outstanding Warrant	8	7	39	0	0	54

ADDITIONAL INFORMATION TRAFFIC STOPS AND OUTCOMES BY RACE/ETHNICITY

Was race known prior to stop?



Approximate Stop Location



SEARCHES AND OUTCOMES BY RACE/ETHNICITY

**Of the 12,643 Stops Conducted, 645 or 5.1% Resulted
in a Search:**

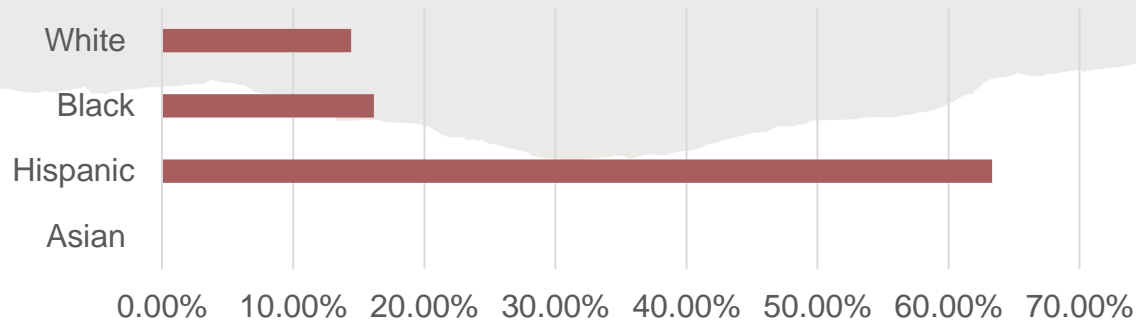
White (16.2%), Black (12.4%), Hispanic (71.3%), Asian
(0.16%)

Search Table	White	Black	Hispanic/Latino	Asian/Pacific Islander	Alaska Native/American Indian	Total
Number of Stops	4,500	1,058	6,889	150	45	12,643
SEARCH CONDUCTED						
Yes	104	80	460	1	0	645
No	4,396	978	6,429	149	46	11,998

SEARCHES AND OUTCOMES BY RACE/ETHNICITY

Search Table	White	Black	Hispanic/Latino	Asian/Pacific Islander	Alaska Native/American Indian	Total
Number of Stops	4,500	1,058	6,889	150	46	12,643
REASON/TYPE OF SEARCH CONDUCTED						
Consent	33	17	159	1	0	210
Contraband in Plain View	2	1	1	0	0	4
Probable Cause	50	39	212	0	0	301
Inventory	3	3	29	0	0	35
Incident to Arrest	16	20	59	0	0	95

SEARCHES AND OUTCOMES BY RACE/ETHNICITY



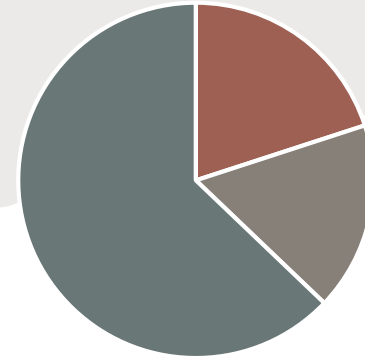
Search Table	White	Black	Hispanic/Latino	Asian/Pacific Islander	Alaska Native/American Indian	Total
Number of Stops	4,500	1,058	6,889	150	46	12,643
WAS CONTRABAND DISCOVERED						
Yes	47	37	145	0	0	229
No	57	43	315	1	0	416

SEARCHES AND OUTCOMES BY RACE/ETHNICITY

Search Table	White	Black	Hispanic/Latino	Asian/Pacific Islander	Alaska Native/American Indian	Total
Number of Stops	4,500	1,058	6,889	150	46	12,643
DESCRIPTION OF CONTRABAND						
Drugs	42	29	110	0	0	181
Weapons	4	5	10	0	0	19
Currency	0	0	0	0	0	0
Alcohol	5	5	28	0	0	38
Stolen Property	0	0	0	0	0	0
Other	2	1	12	0	0	15

SEARCHES AND OUTCOMES BY RACE/ETHNICITY

Of the 185 Total Arrests, 70 (or 30.56%) Were Due to the Arrested Person Being in Possession of Contraband



■ White 6% ■ Black 5% ■ Hispanic 19% ■ Asian 0%

Search Table	White	Black	Hispanic/Latino	Asian/Pacific Islander	Alaska Native/American Indian	Total
Number of Stops	4,500	1,058	6,889	150	46	12,643

DID DISCOVERY OF CONTRABAND RESULT IN ARREST?

Yes	14	12	44	0	0	70
No	33	25	101	0	0	159

SUMMARY

The Department received no complaints of racial profiling or biased-based policing in 2025.

The Department's policies are in compliance with State Law and the Texas Police Chief's Recognition Program.